

HOW IT WORKS


Letter & Ledger Size Dry Erase Boards

The Dry Erase Board Sign Series is a DEB with a slim aluminum frame. There are variations for both fixed and removable DEB's thus offering added flexibility for the user.


The frame can be 4 sided for a permanently fixed DEB or 3 sided to allow the DEB to be removed from the frame making it more portable.

The 4 sided frame also has the option of adding a Paper Hanger Series which attaches at the top of the frame, this allows the addition of notes or messages if required.

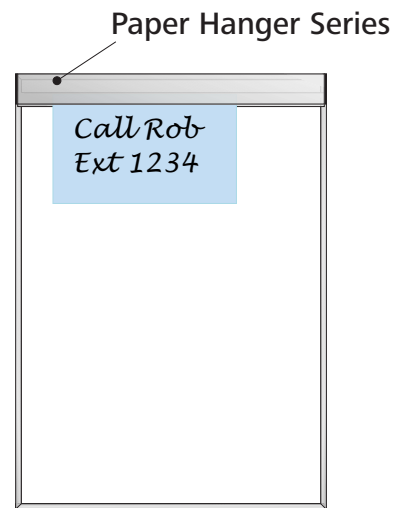
3 Standard Options Offered:



Dry Erase Board with 3 Sided Frame - DEB is removeable



Dry Erase Board with 4 Sided Frame - DEB is fixed



Dry Erase Board with 4 Sided Frame - With Paper Hanger Attached

SIZES

The Dry Erase Board Sign Series is available in the following standard sizes:

- Letter - 8 1/2" W X 11" H - Portrait
- Letter - 11" W X 8 1/2" H - Landscape
- Legal - 8 1/2" W X 14" H - Portrait
- Legal - 14" W X 8 1/2" H - Landscape

Custom Sizes are available on request. Please nominate the size you require.

HOW TO OPERATE

Only use a Dry Erase Board marker to write on the DEB signs.

Use a clean cloth or DEB eraser to remove marker.

POSSIBLE USES

Messages
Notes
Patient ID
Meeting Information
Staff Information
Workstation Signage