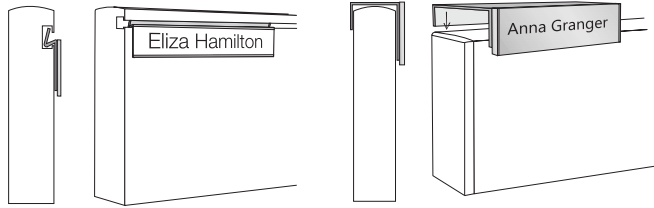


# WORKSTATION SIGN SERIES

## HOW TO OPERATE

Workstation Sign Series is designed as an accessory to compliment workstation screen systems.



- Workstation Brackets are custom made by Systech.
- The brackets are manufactured to suit the cap on your chosen office screen system.
- The custom bracket is then attached to the back of the sign with double stick tape.
- Simply slip the bracket into the groove, move sign when necessary. No additional adhesive required.

## C CHANNEL NAMEPLATES

The C Channel sign is clear anodized aluminum.

The C Channel accepts 2 types of Inserts.

- Clear Polycarbonate
- Aluminum Plate

## SIZES

- 13/16" High - Various Widths
- 1 5/8" High - Various Widths
- 2 7/16" High - Various Widths
- 3 1/4" High - Various Widths
- 4 1/8" High - Various Widths

## INSTALLATION

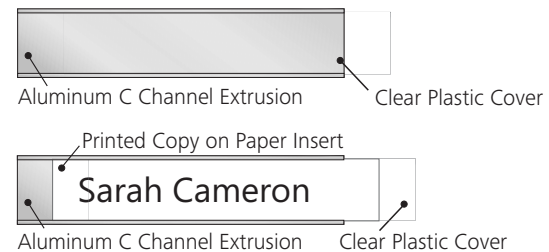
Workstation Mount - The C Channel sign is attached directly to a custom bracket.

S Bracket - which slips into the cavity within the workstation screen cap.

U Bracket - sits over the top of the workstation screen. Magnetic Tape is also available.

## OPTION 1.

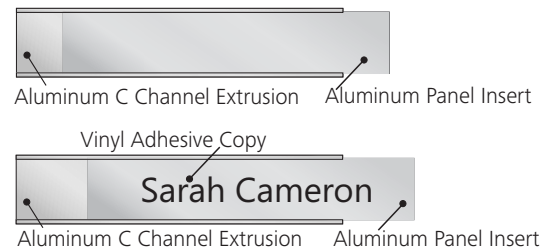
### Clear Polycarbonate Insert with Printed Paper



- This option accepts printed paper inserts. Print your own copy, then trim and insert in behind the clear cover. End Caps are Not Required.

## OPTION 2.

### Aluminum Plate Insert with Vinyl Copy



- This option accepts aluminum panels. Add vinyl copy then slide into the C Channel. End Caps are Not Required.