

Dry Erase Board Sign Series

Meeting Thurs.
11:00



Wall and Workstation
Mounted Dry Erase Boards


DRY ERASE BOARD SERIES

The Dry Erase Board Sign Series is a versatile unit made from a DEB that is encased by a slim aluminum frame. There are a few designs, which offer both a fixed and a removable Dry Erase Board giving the user added flexibility.


The unit is available with a 4 sided frame for a permanently fixed DEB or a 3 sided frame to enable the DEB to be removed from if needed.

The 4 sided frame design also has the option to add a Paper Hanger Series at the top of the frame, this enables the user to add paper notes or messages if required.

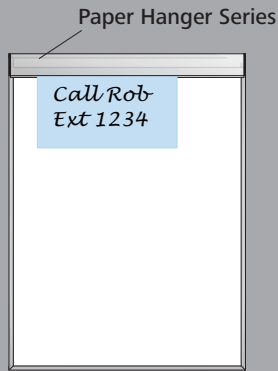
3 Standard Models are Offered:



DEB with a 4 Sided Frame
- DEB is fixed



DEB with a 3 Sided Frame
- DEB is removable



DEB with a 4 Sided Frame
- With Paper Hanger Added

FINISH

- Frame - The Standard finish is clear anodized aluminum.
- Dry Erase Board - Gloss White

INSTALLATION

- Wall Mount - DEB Signs can be attached to the flat substrate with double sided tape and silicone if needed.
- Workstation Mount - The DEB can also be attached to a custom bracket and fixed directly to a workstation screen.

SIZES

The Dry Erase Board Sign Series is available in the following standard sizes:

- 8 1/2" W X 11" H - Letter Size Portrait
- 11" W X 8 1/2" H - Letter Size Landscape
- 11" W X 17" H - Ledger Size Portrait
- 17" W X 11" H - Ledger Size Landscape

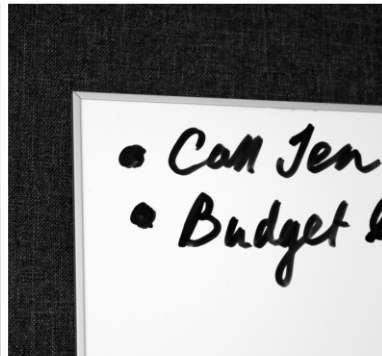
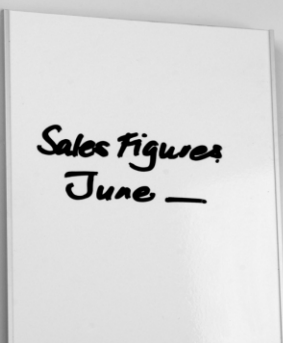
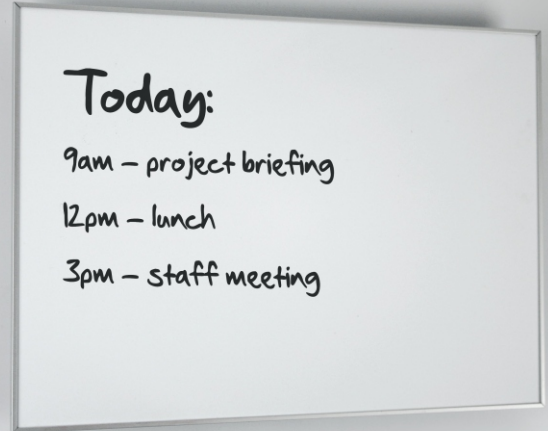
Custom Sizes are available on request. Please nominate the size you require.

POSSIBLE USES

- Messages
- Patient Information
- Notes
- Staff Information
- Meeting Information
- Workstation Signage

HOW TO OPERATE

- Only use a Dry Erase Board marker to write on these signs.
- Use a clean cloth or DEB eraser to remove the marker.



CONTACT DETAILS

Systech Signage Technology
T. 800 807 1931
F. 800 871 1346
E: info@systech-signage.com
W. www.systech-signage.com

SYS-TECH
SIGNAGE TECHNOLOGY